

# WEAVE Open-Time Phase 2 - Notes for PIs (semester 23B) - NEW


- [WEAVE Open-Time Phase 2 - Notes for PIs \(semester 23B\)](#)
  - [LIFU catalogue preparation and upload](#)
    - [Catalogue template download](#)
    - [Mandatory catalogue columns](#)
      - [TARGSRVY](#)
      - [TARGPROG](#)
      - [TARGCAT](#)
      - [TARGNAME, TARGID](#)
      - [TARGPRIO](#)
      - [TARGUSE](#)
      - [TARGCLASS](#)
      - [PROGTEMP](#)
      - [OBSTEMP](#)
      - [GAIA specific columns](#)
    - [Summary table](#)
    - [Aladin footprints](#)
    - [Examples](#)
  - [Further information on columns](#)
  - [Further assistance](#)

## WEAVE Open-Time Phase 2 - Notes for PIs (semester 23B)


### LIFU catalogue preparation and upload

#### Catalogue template download

Log on to [WASP](#) with the username and password provided in an email you must have received from WASP. Go to "My survey" and click on "Download template".



# WEAVE Automated Submission Platform (WASP)



[Home](#) | 
 [Template Builder](#) | 
 [Upload FITS](#) | 
 [Operational Catalogues](#) | 
 [Upload Catalogues](#) | 
 **[My survey](#)** | 
 [Trimesters](#) | 
 [Tools](#) | 
 [Links](#)

Jesus Maiz-Apellaniz

## Open Time survey information for WS2023B2-004

**Upcoming deadlines:**

**Trimester 2023B2**

**2023-10-06 08:59:00**

**Catalogue submissions close**

### WS2023B2-004 observing information

User name	WS2023B2-004
PI name	Jesus Maiz-Apellaniz
Contact email address	jmaiz@cab.inta-csic.es
Proposal ID	SW2023b04
TAC allocation code	WS2023B2C0486
TAC award codes	SW2023b04
Total time awarded (hrs)	48.6
Last logged in	2023-09-18 13:48:54 (IP:161.72.60.231)
Login counter	7

### FITS Catalogue template

Filename	WS2023B2-004_CatalogueTemplate.fits
WEAVE data model version	8.00
Number of survey-specific columns chosen	9
Total number of columns	78
Primary header unit CHECKSUM	5GA889055G755975
Data HDU header CHECKSUM	0Yce3Vab0Vab0Vab
File creation date	2023-02-16T13:43:18.541
Selection locked for trimester:	True

Download template

### FITS Catalogue target submission for trimester 2023B2

No FITS catalogue has been validated.

You must do this before you can upload FITS catalogues.

Please visit the [FITS template builder tool](#)

### OB submissions for trimester 2023B2

You cannot upload Observing Blocks until you have a validated, selected and locked FITS catalogue

Please first upload your target FITS catalogue using the [catalogue upload form](#)

Cambridge Astronomy Survey Unit – Institute of Astronomy

[The WEAVE Consortium](#)

casuhelp@ast.cam.ac.uk

## Mandatory catalogue columns

These are mandatory columns which must have a value set:

TARGSRVY?  
 \*TARGPROG  
 \*TARGCAT  
 \*TARGID  
 \*TARGNAME  
 \*TARGPRIO  
 \*TARGUSE  
 \*TARGCLASS  
 \*PROGTEMP  
 \*OBSTEMP  
 \*GAIA\_ID (if available)  
 \*GAIA\_DR  
 \*GAIA\_RA  
 \*GAIA\_DEC  
 \*GAIA\_EPOCH  
 \*GAIA\_PMRA (if available)  
 \*GAIA\_PMDEC (if available)  
 \*GAIA\_PARAL (if available)

**TARGSRVY**

The TARGSVY for Open Time proposals will be constructed as follows:

W<S/V><YEAR><A/B><1/2>--<XXX>

Thus, for example, in the case of TARGSRVY = WS2022B1-002 the corresponding catalogue filename would be: WS2022B1-002.fits.

## TARGPROG

TARGPROG is an optional column, to be filled out at the discretion of the catalogue creator. If this column includes the entry "JBW", however, then the target is assumed to be filler (bad-weather) target. In this case, any XML generated with this target will be given an overall priority of 0.1 rather than the default priority of 1.0, significantly reducing the probability of this OB being observed unless no other OB is available in the conditions specified by the OBSTEMP of the observation.

## TARGCAT

Catalogue filename.

## TARGNAME, TARGID

TARGNAME is mandatory for IFU observations. This parameter is used to group IFU observations of the same target, in cases where stacks are required. This helps CPS identify cases where the same astrophysical target is observed but the OBs executed were not related.

An example would be LIFU observations of the core of M33. If a user requires 3 OBs, each with different dither positions, then the CPS could not ordinarily stack these data, because they do not share the same Central CNAME (CCNAME).

It is not always true that IFU observations with common TARGNAME will be stacked. Only common TARGNAMEs with sufficient overlap will be stacked by the CPS. However, if Contributed Data Products exist to create larger mosaics from these data, then they should use the common TARGNAME to group L1 products.

For IFU fields, this is the OB-specific descriptor of the field. An example of TARGIDs of OBs with different pointings, could be a simple numerical identifier for each OB:

- OB1: TARGNAME = "M33bulge" TARGID = "M33bulge1"
- OB2: TARGNAME = "M33bulge" TARGID = "M33bulge2"
- OB3: TARGNAME = "M33bulge" TARGID = "M33bulge3"

But for overlapping OBs, TARGID could be more descriptive:

- OB1: TARGNAME = "M33" TARGID = "M33 bulge"
- OB2: TARGNAME = "M33" TARGID = "M33 disc NE"
- OB3: TARGNAME = "M33" TARGID = "M33 disc NW"
- etc

## TARGPRIO

TARGPRIO is used to provide a weight to the target for priority of observation selection for MOS targets. 1.0 is the lowest priority, 10.0 is highest priority. This corresponds to a positive weighting in Configure. The data type for TARGPRIO is float. The precision of TARGPRIO is to 1 decimal place (X.x).

For LIFU fibres within a single exposure, all have equal (and redundant) priority so this column should be filled with value 10.0.

## TARGUSE

There are five uses for TARGUSE: T=target, S=sky, G=guide, C=calibration standard, R=random.

## TARGCLASS

GALAXY, STAR, NEBULA, SKY, QSO, UNKNOWN

## PROGTEMP

The PROGTEMP code is an integral part of describing a WEAVE target. This parameter encodes the requested instrument configuration, OB length, exposure time, spectral binning, cloning requirements and probabilistic connection between these clones. We refer registered WEAVE users to the PROGTEMP form in WASP: <http://wasp.ast.cam.ac.uk/progtemp>

## OBSTEMP

Whilst PROGTEMP deals with "how" a target is observed, OBSTEMP deals with "when" a target is observed – namely setting the observational constraints required to optimally extract scientific information from the observation. We note that these constraints represent "worst-case" observing parameters – targets will be observed under these conditions or better. Observers should note that the probability of observing targets with highly restrictive OBSTEMP codes may be quite low. We refer registered users to the OBSTEMP form in WASP: <http://wasp.ast.cam.ac.uk/obstemp>

## GAIA specific columns

All input targets must be on the Gaia Reference Frame. WEAVE currently accepts either Gaia DR2 or DR3 data with reference epoch as 2015.5 or 2016.0 respectively. Thus in the catalogue binary table, GAIA\_DR= '2' or '3' (do not include 'DR' in the string) and GAIA\_EPOCH= 2015.5 or 2016.0 respectively. These two columns must be filled regardless of whether or not the object has been detected by Gaia. We strongly urge observers to use the DR3 reference epoch for WEAVE targets.

Objects that are not detected by Gaia must have their coordinates converted onto the Gaia Reference Frame (DR2 or DR3). It is the responsibility of the observer to verify that their provided coordinates are both consistent with the ICRS.

If any Gaia information relating to parallax, proper motion and photometry in the G, BP and RP bands is available for a target then it must be included. This is because the more information the better for successful and optimal observations and spectral processing. Parallax and proper motions are particularly important for construction of the WEAVE CNAME, to ensure that successive observations (with varying separation in time) of the same target are correctly attributed to the same CNAME.

Information from Gaia is expected to be provided exactly as it is retrieved from the Gaia archive, so parameter definitions, data formats and units remain the same. Please consult the [Gaia webpages](#) to further understand their data model.

The Gaia magnitudes are currently provided on the Vega system. Please report them in the GAIA\_MAG columns as Vega. All other photometry sources must be reported on the AB system.





## Summary table

Column	Description	Format	Length	Value(s)	Units	Example
TARGSRVY	WASP programme reference	ASCII	<=15			WS2023B2-010
TARGPRO	Optional description of programme	ASCII	<=40			WS2023B2-010_001
TARGPRIO	Target relative priority within a programme			1-10 (LIFU: 10 only)		
TARGETNAME	The target name	ASCII	<=30			M33
TARGID	The identifier of the target assigned for this programme	ASCII	<=30			M33_NE
TARGUSE	Type of observation	ASCII	<=1	T=target, S=sky, G=guide, C=calib., R=random		T
PROGTEMP	Observing Programme Template	ASCII	8 (fixed)	<a href="http://wasp.ast.cam.ac.uk/progtemp">http://wasp.ast.cam.ac.uk/progtemp</a>		41331
OBSTEMP	Observing Constraints Template	ASCII	5 (fixed)	<a href="http://wasp.ast.cam.ac.uk/obstemp">http://wasp.ast.cam.ac.uk/obstemp</a>		FAACA
GAIA_RA	Gaia RA of target	F11.7		0...360	degrees	178.221875
GAIA_DEC	Gaia Dec of target	F11.7		-90...90	degrees	44.123919
GAIA_EPOCH	Gaia Epoch of target	F6.1		2015.5, 2016.0	Julian year	2016.0
GAIA_PMRA	Gaia Proper Motion of target in RA	F11.3			mas/yr	12.1
GAIA_PMDEC	Gaia Proper Motion of target in Dec	F11.3			mas/yr	0.01
GAIA_PARAL	Gaia Parallax of target	F10.3			mas	0.002
IFU_PA	Position Angle of IFU bundle	F11.7		-180...180	degrees	106.701
IFU_DITHER	IFU dither pattern code	I2		-3, -1, 0, 3, 4, 5, 6		3
HA_RANGE	Hour angle range of observations	F4.1			hour	2.0 (= -2 HA...+2 HA)
TAC_ID	Proposal reference on submission (phase 1)	ASCII	<=10			SW2023b02



## Aladin footprints

To use the Aladin overlays below, follow these instructions:



1. Download the vot files.
2. Open Aladin and enter an object name in the command field, ex. 'M51'.
3. File Load instrument FoV.
4. In the emerging window, click on 'File' and browse for a suitable vot file.
5. Click o submit. The vot file will loaded as a layer with a given colour.

Description	LIFU FoV and sky bundles	LIFU FoV
<p>Real view of the LIFU unit using fibre back illumination.</p>		
<p>No dithering (Aladin view)</p>		

3-pointing  
dithering  
(Aladin view)



6-pointing  
dithering  
(Aladin view)



## Examples


It follows some catalogues in CSV format:

TARGSRVY,TARGPROG,TARGCAT,TARGID,TARGNAME,TARGPRIO,TARGUSE,TARGCLASS,PROGTEMP,OBSTEMP,GAIA\_ID,GAIA\_DR,GAIA\_RA,GAIA\_DEC,GAIA\_EPOCH,GAIA\_PMRA,GAIA\_PMRA\_ERR,GAIA\_PMDEC,GAIA\_PMDEC\_ERR,GAIA\_PARAL,GAIA\_PARAL\_ERR,HEALPIX,IFU\_SPAXEL,IFU\_PA,IFU\_DITHER,HA\_RANGE,TAC\_ID

WS2023A1-002,supernova,WS2023A1-002.fits,sn2017ein\_north,sn2017ein,10.0,T,GALAXY,41331,JAFDC,,3,178.221875,44.123919,2016.0,0.0,nan,0.0,nan,0.0,nan,1474334355452,,106.7010178,3,2.8,

## Further information on columns

A detailed description of every table column can be found on the WASP document "[WEAVE SPA to SWG and QAG Interface Control Document \(WEAVE-ICD-030\)](#)", pages 17-51 ([local copy](#)). And also a full summary can be found on header 1 of the FITS Catalogue Template:

 Unknown Attachment

## Further assistance

We can provide a pre-validation of a target catalogue previous to the upload to WASP, please email:

[weave\\_open\\_time\\_support@ing.iac.es](mailto:weave_open_time_support@ing.iac.es)